

Rubio[®]
MONOCOAT
The Power of One

**PRODUCT
CATALOGUE**

Colours &
protects your
wood in one
single layer.



Wood lives.
Outlives.
Outlasts.

Even after a tree is felled.

It continues to retract, shrink, swell.

No matter how many rings it counts.

Wood lives...

Only once.

Once for you to read every grain and fibre.

Once to cherish its knots and twists.

Once to feel the warmth of the wood.

Only once, that's fragile.

That's why we believe wood deserves the best protection.

Wood deserves the power of Rubio Monocoat.

The power of one application.

One time,

to save time.

So you gain time.

One time,

to give back.

Back to Mother Nature.

One time,

to get the perfect touch.

For your touch of creativity.

That's why Rubio Monocoat is the one.

The one for your wooden creations.

The one for you.

Rubio Monocoat.
The Power of One.

A WORD FROM OUR CEO



Dear Rubio Monocoat Family member,

It takes nature years to create wood. That's why we strongly believe that this precious material has to be treated with respect and protected the best way we can. Our team focuses on qualitative innovation on a daily basis to allow our customers to protect the beauty of wood and to create beautiful projects. We want to do this in a way that's good for our family, our Rubio Monocoat Family, our community of wood makers all over the globe and most importantly our planet.

We put our money where our mouth is by:

→ giving back to people in need

Auction for charity: 'Makers Challenge' in the US and Belgium

→ aiming for CO₂ neutrality

Electrical cars, solar panels, recyclable packaging, ...

→ optimising our products

VOC free, food and toy safe, first in the wood sector with Eurofins Gold, GreenGuard Gold Label, ...

We set the bar high for all these topics and want to achieve the highest standards.

Of course, we wouldn't be anywhere without our partners and customers worldwide. We are grateful for their confidence in our company and our products, for sharing their amazing projects, for upholding our values, ...

Thanks to them our company keeps on growing.

Thanks to them we are able to start up our third plant.

Thanks to them our Family thrives.

WIM MAES

CEO, Rubio Monocoat

WHY CHOOSE RUBIO MONOCOAT? 05

> INNOVATION 06

Molecular binding 06

Wax cream 08

Fire-retardant system 08

0% VOC 09

Certificates 10

> ECOLOGY 12

Our EcoConscious story 13

Going CO₂ neutral 14

> HISTORY 16

INTERIOR 18

> OIL PLUS 2C 20

Tools 26

Application 27

Preparation 28

Pre-treatment 30

> PRE-AGING 30

> PRECOLOR EASY 32

Cleaning 34

Stains 38

Refresh & Renovate 40

Care 42

> FR OIL SYSTEM 44

> INVISIBLE PROTECTOR 46

EXTERIOR 48

> HYBRID WOOD PROTECTOR 50

Tools 54

Application 55

Preparation 57

Pre-treatment 58

> SUNPRIMER HWP 58

Cleaning 60

Refresh & Renovate 62

> WOODCREAM 64

Tools 68

Application 69

> WOODCREAM SOFTENER 70

PRODUCT OVERVIEW 72

> SERVICE 74

Solutions 74

Academy 75

Reviews 76

> CHARITY 77

WHY CHOOSE **Rubio Monocoat**?

Rubio Monocoat is a high-quality brand. We distinguish ourselves from the market thanks to a number of things. **Discover why Rubio Monocoat is the one for your woodwork:**



> **FAMILY**

We value taking care of each other. Just like a family. We do this in the company for our employees and through the Rubio Monocoat community.



> **PASSION**

Passion for wood(working) is what drives us. And with that passion we inspire and help people.



> **EXPERTISE**

We don't just say we are experts in our field. Our products & services show it and prove it every day. That's how we build credibility.



> **LONGEVITY**

We focus on innovation to give the planet and your wood a longer life. Sustainability and durability are key for our products.



> **TRUSTWORTHY**

You can trust us to provide you with the correct advice and products. We take our time to listen to your needs, because we truly care. Working with our products means that you can trust the end result completely.

Island Rest, Isle of Wight, England

Product Hybrid Wood Protector

Colour Matt Black

Wood type Larch

Many thanks to Ström Architects, Photography © Hufton & Crow



INNOVATION

Rubio Monocoat strives to be an innovative player on the market. Many of our products are proof of this high-quality innovation. Our oils are based on molecular binding, we have launched a wax cream and also offer a fire-retardant system. The many certificates we have received for our products confirm the quality of our product range.


Molecular Binding - Oil Plus 2C & Hybrid Wood Protector

Rubio Monocoat is the go-to brand when it comes to the **high-quality and environmentally friendly** protection of wood. The advanced technology of molecular binding on which Rubio Monocoat is based, makes our oils not only **durable** but also **extremely economical and user-friendly**. The Rubio Monocoat oil adheres - within a couple of minutes - to the upper microns in the wood by a **strong molecular binding** (no film forming, no saturation). This unique technology has set Rubio Monocoat apart from other wood protection products for many years.



VARNISHES

- Film forming
- Multiple layers (sanding)
- Unrepairable
- No natural feel



TRADITIONAL WAXES & OILS

- Saturation
- Multiple layers
- Hard to repair (overlaps)
- Intensive maintenance



RUBIO MONOCOAT OIL

- + Molecular binding (no overlaps)
- + One layer
- + Easy maintenance
- + Natural look and feel

Thanks to the molecular binding, Rubio Monocoat oil has the following characteristics...



ONE SINGLE LAYER

Thanks to our technology, the consumption is much lower than for a traditional system. This results in a durable colouring and protection in one single layer. Once the fibres are bonded with the oil, the wood doesn't absorb any surplus product - which makes a second layer superfluous.



NO OVERLAPS

Once all free cellulose fibres are molecularly bonded, surplus product will no longer be accepted by the wood or the bonded Rubio Monocoat layer itself. This is why overlaps or starting marks are avoided.



DURABLE PROTECTION

The molecular binding creates a durable, long-lasting protection. To obtain this molecular binding it is very important to respect a reaction time of a few minutes. The better the fibres are bonded, the stronger the protection will be.



UNIQUE COLOURS

The unique Rubio Monocoat oil pigment technology allows an intense and deep colouring in one single layer, without compromising the natural look and feel of the wood.

0%

VOC NATURAL INGREDIENTS

Rubio Monocoat oil doesn't contain any water or solvents and is based on natural ingredients. This means that the product is very safe to use, and equally safe for your environment.



ALL WOOD TYPES

Rubio Monocoat oil can be applied to almost all wood types, furniture as well as floors (solid wood, veneer, MDF, ...).



EASY TO MAINTAIN

Surfaces treated with Rubio Monocoat oil are easy to maintain, and isolated scratches or damaged areas are very easy to repair.

INNOVATION Wax Cream

WoodCream is a wax-based cream which colours and protectors your exterior wood. The hydrophobic WoodCream technology in combination with its unique cream structure offers both on product as on application level important benefits:



WAX-BASED CREAM

- › Easy application
- › Long contact time with the wood: time to optimally absorb WoodCream
- › Does not cover the wood pores
- › Applied in one or more layers
- › Very low consumption

NOURISHING

- › The wood surface remains vapour permeable
- › Doesn't contain fillers, does not form a sealing layer (as opposed to paint, lacquers)
- › Does not flake off: longer lifespan

BREATHABLE

- › Wood pores remain open
- › Moisture regulation is retained
- › Water-repellent, air and water vapour can still pass through
- › Preserves natural look & feel of the wood

WATER-REPELLENT

- › Hydrophobic cream
- › Long-lasting pearl effect
- › Very durable protection against extreme weather conditions

SELF-CLEANING

- › Water droplets slide off the wood, removing dirt particles from the surface
- › Reduces the risk of micro-organism growth (algae, molds, fungi)
- › Prevents frost damage

Fire-retardant System

We have also developed an oil that works fire-retardant. The oil system is made up of:

- › A primer which needs to be applied first: the FR Base
- › A protective product which also works with molecular binding: FR Oil 2C

The system protects and colours wooden floors, while also providing a fire-retardant effect. This makes it a perfect product for public spaces (restaurants, offices, museums, ...). The FR Oil System is unique because it is based on our molecular binding technology, contains no salts and limits the development of smoke.



INNOVATION 0% VOC: safe for user & environment

WHAT ARE VOCs?

'Volatile Organic Compounds' is a generic term for the chemical substances that evaporate into the air after applying oil. Organic refers to the chemical composition of the components and volatile refers to the fact that they evaporate while drying.

WHY ARE THEY HAZARDOUS?

Products that contain VOCs are regulated by legislative bodies because they release vapours that are hazardous to both man and the environment:

- › Excessive contact with VOCs can cause allergic reactions, breathing problems and eye problems.
- › Furthermore, they affect the ozone layer and increase the greenhouse effect.

In spite of the risks of VOCs, manufacturers refuse to stop using them altogether. They reduce their content to the lowest possible quantity, but they often do not abandon VOCs completely. This is because VOCs contribute to a large extent to the optimal workability of the traditional wood finishing products.

RUBIO MONOCOAT, THE FIRST OIL WHICH ACTUALLY CONTAINS 0% VOC

Back during the development phase of Rubio Monocoat's first oil - three years before the introduction of the first VOC regulations - we decided to set the bar high when it came to the emission of hazardous vapours during the application of our products. We expressly decided not to work with a 'low-level of VOC emissions' but instead decided to opt for 0% VOC. Rubio Monocoat oil is based on the revolutionary technology of molecular binding.








This means that all dangerous materials can be excluded without having to lower our quality standards. We are proud to conclude that from the very beginning we have set emission standards that are stricter than those which have been prescribed in the legislation dating back to 2010.



INNOVATION International certificates

INNOVATION International certificates

GREENGUARD GOLD	PROVES	AWARDED TO	SPECIAL BECAUSE
	<ul style="list-style-type: none"> VOC free products Safety for the environment and human health Safety for schools and healthcare facilities 	<ul style="list-style-type: none"> Oil Plus 2C 	<ul style="list-style-type: none"> Only awarded to indoor products that comply with their high standards Scientifically proven to meet some of the world's most rigorous, third-party chemical emissions standards
EUROFINS INDOOR AIR COMFORT GOLD	PROVES	AWARDED TO	SPECIAL BECAUSE
	<ul style="list-style-type: none"> Quality of product Contribution to a healthy environment Our resolve to continue to meet the expected strict standards regarding emission in the coming years 	<ul style="list-style-type: none"> Oil Plus 2C 	<ul style="list-style-type: none"> We are the first in the wood treatment sector to receive the certificate Label unites the most relevant emission specifications and requirements in Europe
FOOD CONTACT COMPLIANCE - EUROFINS	PROVES	AWARDED TO	SPECIAL BECAUSE
	<ul style="list-style-type: none"> Our product is in accordance with the underlying specification of European Framework Regulation 1935/2004 for Food Contact Materials 	<ul style="list-style-type: none"> Oil Plus 2C 	<ul style="list-style-type: none"> Can be used on wood that comes into contact with food and is safe for household use (recommended increasingly for a lot of projects): <ul style="list-style-type: none"> Cutting boards Kitchen worktops Tabletops
TOY SAFETY EN 71-3 (EUROPEAN GUIDELINE)	PROVES	AWARDED TO	SPECIAL BECAUSE
	<ul style="list-style-type: none"> Positive evaluation of the migration of certain hazardous elements like barium, cadmium and mercury etc. in different types of toys 	<ul style="list-style-type: none"> Oil Plus 2C Hybrid Wood Protector Invisible Protector 	<ul style="list-style-type: none"> Wood treated with Oil Plus 2C, Hybrid Wood Protector or Invisible Protector is safe for children
FR-CERTIFICATE BFL-S1 – WARRINGTONFIREAGENT	PROVES	AWARDED TO	SPECIAL BECAUSE
	<ul style="list-style-type: none"> Our product is in accordance with the standards EN 13501-1, EN ISO 11925-2 and EN ISO 9239-1 	<ul style="list-style-type: none"> FR Oil System (FR Base + FR Oil 2C) 	<ul style="list-style-type: none"> Highest classification ever achieved by an oil system Limits the development of smoke and contains no salts

A+ LABEL – FRENCH LEGISLATION	PROVES	AWARDED TO	SPECIAL BECAUSE
	<ul style="list-style-type: none"> Positive evaluation of the number of VOCs in products 	<ul style="list-style-type: none"> Oil Plus 2C Invisible Protector 	<ul style="list-style-type: none"> Grade A+ indicates the lowest emission
Ü LABEL – DIBT (OFFICIAL, INDEPENDENT GERMAN INSTITUTE)	PROVES	AWARDED TO	SPECIAL BECAUSE
	<ul style="list-style-type: none"> Positive evaluation of the emissions released by industrial products used indoors 	<ul style="list-style-type: none"> Oil Plus 2C 	<ul style="list-style-type: none"> Mandatory for each product used in German public spaces such as: <ul style="list-style-type: none"> doctor's practices hospitals offices shops
M1 (LOW EMISSIONS)	PROVES	AWARDED TO	SPECIAL BECAUSE
	<ul style="list-style-type: none"> Positive evaluation for emission requirements for the materials used in ordinary work spaces and residences with respect to good indoor air quality 	<ul style="list-style-type: none"> Oil Plus 2C 	<ul style="list-style-type: none"> Enhances the development and use of low-emitting building materials
B-EPD - ENVIRONMENTAL PRODUCT DECLARATION - FPS HEALTH	PROVES	AWARDED TO	SPECIAL BECAUSE
	<ul style="list-style-type: none"> Positive evaluation of the environmental impact of our product from start to finish 	<ul style="list-style-type: none"> Oil Plus 2C 	<ul style="list-style-type: none"> B-EPD document is valid in many countries, since only the environmental impact on transport needs to be recalculated to be applicable in other countries. The B-EPD is based on the LCA (Life Cycle Assessment) by VITO.
EMICODE®-LABEL EC1 PLUS - GERMAN INDEPENDENT INSTITUTE GEV	PROVES	AWARDED TO	SPECIAL BECAUSE
	<ul style="list-style-type: none"> Positive evaluation of random sampling to test emission properties of various construction materials 	<ul style="list-style-type: none"> Oil Plus 2C 	<ul style="list-style-type: none"> Achieved the highest category: the EMICODE® label EC1 PLUS (2010) The materials to which this label is assigned meet the strictest environmental and health requirements





ISO EN 9001:2008
Quality management certificate for research and production. This proves that we invest in high-quality production and constantly optimize our workflow

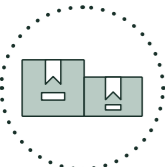



ISO EN 14001:2009
Eco-management certificate. This means that we implement sustainable and ecological logistics in our existing quality management system.

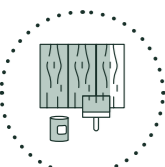



- 

Everything starts with **linseed** as a sustainable basis for our oils.
- 

The technology of **molecular binding** makes the consumption per m² extremely low which is why we don't need a mass production site.
- 

And therefore also have **fewer packages** per project.
- 

And in the end also **less transport** and therefore less CO₂ emissions.
- 

In practice, our oil contains 0% VOC and is very safe to use and equally **safe for the environment**.
- 

Our story ends with easy **recycled & recyclable packaging**.

ECOLOGY

Our EcoConscious Story

RUBIO MONOCOAT IS ECOCONSCIOUS

At Rubio Monocoat, we take our sustainable entrepreneurship seriously. In developing our sustainable product range, the basis of our products is key.

WHAT ARE SUSTAINABLE MATERIALS?

Sustainable materials are not limited to the impact they have on the environment. The sustainability of products includes the use of renewable raw materials, the right production process, the safety for both the user and his environment, a long lifespan...

Our oils are based on linseed, the seed of flax. Flax is a sustainable raw material because the plant can be regenerated in a relatively short time and in considerable quantities. Our WoodCream is wax-based and our Invisible Protector is based on a high-quality plant-based emulsion (resin). These sustainable bases also lead to an extremely low consumption when applying our products.

HOW DOES RUBIO MONOCOAT INVEST IN SUSTAINABILITY?

At Rubio Monocoat, we go for sustainability in all its facets. Our focus on sustainable entrepreneurship is based on the selection of our raw materials, constantly optimizing our production processes, paying attention to the impact of our products on both the user and the environment, the compliance with regulations on waste management, pollution and energy supply, etc. Our EcoConscious story shows how ecological our products really are, from durable raw material to recycled packaging.



ECOLOGY

Going CO₂ neutral

On top of our EcoConscious journey, we want to go completely carbon-neutral in the long run. Going CO₂ neutral is a very complex process, which we have started up in 2022 with the help of our external partner **Vinçotte**. This partner helps us through this journey and as an independent party also corroborates our efforts.

When aiming for CO₂ neutrality, there are **3 phases** that need to be completed:

1. **Measuring phase:** drawing up a profile of the efforts so far and the areas to improve
2. **Action phase:** improving where possible with the means and resources available
3. **Compensation phase:** compensating everything which causes emissions and which cannot be improved

In the beginning of 2022 we started up our measuring phase. Mid 2022 we completed our extensive measuring process, which means that we now know our ecological footprint and can focus on our action phase. We found that there are five areas in which we can improve.



MOBILITY & COMMUTING

Since our production process itself does not require a lot of electricity, mobility is one of our biggest improvement areas. Essentially, this one is about checking everything related to travel, such as

- Checking **travel methods** for CO₂ emissions and choosing the best option
 - Business trips
 - Trips to fairs
- How employees **commute**
 - By bike
 - By car: diesel, fuel, electric, ...

In the first area, we are already compensating our air miles by paying a surplus to travel CO₂ neutral and checking alternatives by public transportation rather than flying or going by private car. The commuting process of our employees is also being addressed. Our **vehicle fleet** will be transitioned to **electrical** cars and we are also leasing an additional 30 electrical company cars for our employees. Other options to limit emissions from commuting will be further explored in the future (electrical bicycles, public transportation, more home office, ...).



INFRASTRUCTURE

Improving our infrastructure is also a way to improve on our emissions. For this purpose, we have bought **418 solar panels** to be installed on the roof of our plant. Another topic we will focus on is reducing waste in general and recycling it in the best way possible.



ELECTRICITY

As mentioned above, our production process does not require that much electricity. This means that there are only a few smaller improvements we can make to save energy in this area, for instance using smart lights in the meeting rooms, installing an automatic signal after office hours to turn off the lights, computer screens, etc.



MATERIALS

A lot also depends on the materials we use. As our EcoConscious cycle shows on page 12, our raw materials for our products are very sustainable. Of course, materials also applies to packaging, the distance of transporting the raw materials, the method of transport, ...

The University of Hasselt has investigated our existing packagings in terms of recyclability, stackability, origin and logistics, ... and found that they are already very ecological.

- The majority of our packaging are **metal tins**. These are completely recyclable by melting them down and using them again.
- Our **plastic packagings** are already recyclable and are currently being transitioned from PET (recyclable plastics) to rPET (recycled plastics). This latter is about 15 to 20% more expensive than PET, but we believe that this is a small price to pay for the environment. Our plastic spray bottles of 125 ml are already made from rPET and there are many more to follow.
- All of our **padding paper and cardboard boxes** used for packaging are made from recycled materials.
- Our **general catalogues** are **printed on 100% recycled paper**.
- All of our **new packagings, products and tools** are strictly evaluated in terms of stackability, origin, CO₂ emissions, ... Our new spatula for example is made out of recycled cork.



RAISING AWARENESS

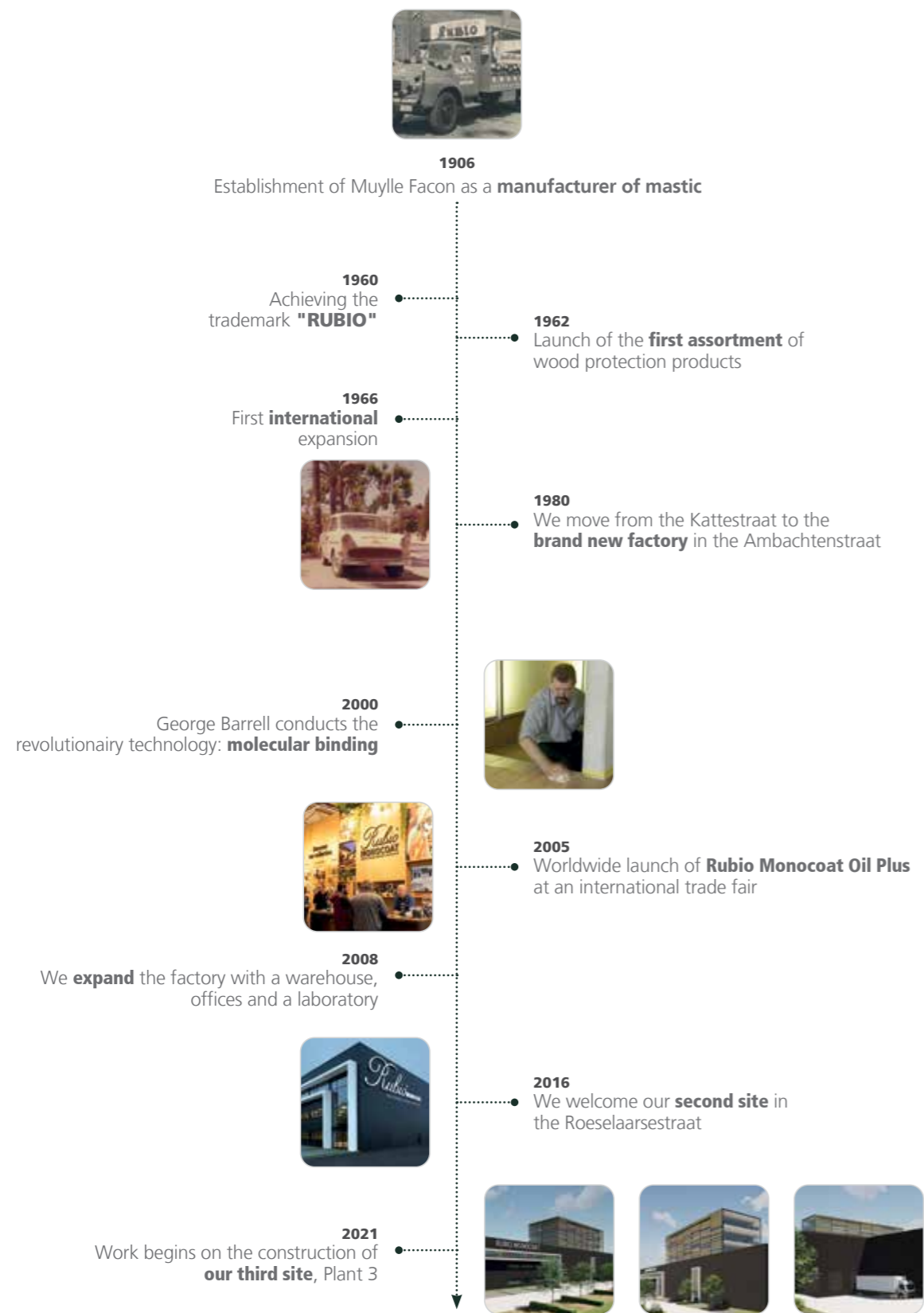
It takes a lot to achieve carbon neutrality and a big factor in this is **motivating employees** to join in the effort as well. Getting them on board will help with reducing waste, recycling correctly, reducing emissions by carpooling, ... As they say: team work makes the dream work!

After improving all these areas, it will become clear exactly how much CO₂ emissions are still being emitted by our company. In this final step, we will look at ways to **compensate** our remaining emissions by supporting projects related to the environment:

- Planting trees
- Fighting forest fires
- Removing plastic out of the ocean

OUR HISTORY

The story of a rapidly expanding brand



Wood is universally beautiful to man.
It is the most humanly intimate of all materials.

— Frank Lloyd Wright, architect



Sales Headquarters Steyn City • Johannesburg, South Africa

Product Oil Plus 2C

Colour Mist

Wood type Oak (white)

Many thanks to Laterale & The Private House, Photography © Elsa Young



Interior Protection

Colouring and protecting interior wood can be done with **Oil Plus 2C** or the fire-retardant **FR Oil System**. These oils are available in 40 colours that enrich the natural look & feel of the wood. We also offer a completely transparent look with our **Invisible Protector**.

Oil Plus 2C

Colours & protects your wood in one single layer.

The next generation of oils.



Oil Plus 2C is a VOC-free hardwax oil and a true product of the newest generation. Thanks to its revolutionary binding, the product protects and colours your wood in a single layer. This avoids overlaps and marks, and you get low consumption and long-lasting protection. In addition, you preserve the natural look of the wood and its fibre structure. It's perfectly suitable for both residential use and for high traffic zones such as public spaces. Combine with Accelerator for a quick curing.

UNIQUE CHARACTERISTICS

1

- › Colours and protects in 1 layer
- › 40 standard colours
- › Environmentally friendly & safe for humans: 0% VOC

0% VOC



- › Enhances the natural look and feel of the wood
- › Does not contain any water or solvents
- › Easy to maintain
- › No overlaps or starting marks
- › Minimal use: 30-50 m²/L
- › Can be applied to essentially all wood types/surfaces (furniture, tabletops, stairs, walls, floors, etc.) and wood species (solid wood, veneer, MDF, etc.).



- › Very wear-resistant
- › Water- and heat-resistant, ideal for kitchens and bathrooms
- › Very fast curing: 80% in 2 days



- › A short 'dry' maintenance period: after 5 days, the surface can be cleaned with water and soap



COLOURS ON OAK

The Oil Plus 2C range is very colourful. You can choose between no fewer than 40 colours. This range consists partly of colours that enrich the natural look and feel of your wood and partly of trendy colours that brighten up your interior with eye-catching shades.



Colours shown only serve as an example. We recommend doing a test on identical sanded wood. Consult the technical data sheet before using our products.

A GRASP OF WHAT'S POSSIBLE - SHOWN ON OAK

Rubio[®]
MONOCOAT
KING OF COLOURS



Colours shown only serve as an example. We recommend doing a test on identical sanded wood. Consult the technical data sheet before using our products.

Rubio Monocoat has been the **King of Colours** on wood since 2005.

Customers can choose to add one of **two optional pre-treatments** with additional colours, both of which can be mixed with the **40 colours** of Oil Plus 2C. Within the pre-treatments, customers can even mix the colours with one another. So it's safe to state that **the sky really is the limit** when it comes to choosing a colour.

If necessary, we even develop colours tailored to your project. Rubio Monocoat is therefore the **ideal partner for the project market!**

PRODUCT INFORMATION

Drying time	12-24 hours
Curing time	5 days (80% in 2 days)
Application Information	All vertical and horizontal surfaces (e.g. floors, tabletops, furniture, bathrooms, kitchens, stairs, etc.)
Usage	30-50 m ² /liter *
Working temperature	8-30°C
Humidity application range	35%-60%
Wood humidity	8%-12%
Storage	Min. + 5°C, max + 30°C The product can be stored up to 36 months in dry conditions and in its original packaging
Cleaning	Earliest after 2 days: dry cleaning (vacuum cleaning) Earliest after 5 days: cleaning with water & Universal Soap / All Natural Wood Cleaner
Advantages	Great wear-, water- and heat resistance
Remarks	Oil Plus 2C may be used for a maximum of 4-6 hours after mixing A & B component together.
Packaging	Set A+B Duo can: 350 ml - 1,3 L - 3,5 L Bottle: 20 ml - 100 ml Can: 5 L (20 L MTO) Sachet: 6 ml

* These usages are merely indicative. Results depend on wood type, sanding and method of preparation. It is always recommended to make a sample in order to calculate the exact usage.

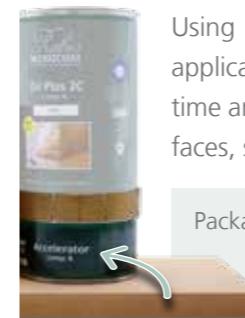
OIL PLUS 2C CERTIFICATES

See page 10 & 11 for a full overview.

Accelerator Component B

STRONGER, QUICKER & LONGER PROTECTION

Accelerator Component B is added to the Rubio Monocoat oils for quicker drying and curing and for a stronger end result.



Using Accelerator - Component B is recommended for all applications, horizontal and vertical, where a quicker drying time and increased durability are desired (parquet, work surfaces, stairs, damp spaces, etc.).

Packaging **Bottle: 30 ml - 100 ml**
Can: 1 L - 5 L
In set Oil Plus 2C: 75 ml - 300 ml - 750 ml

UNIQUE CHARACTERISTICS

- › Miscible with Oil Plus 2C
- › 0% VOC
- › Does not contain water
- › Improves the wear-resistance of the finish
- › Quick drying and hardening
- › When mixing with Oil Plus 2C: add maximum 30% Accelerator - Component B


Sample Oil Plus 2C

To help our customers choose the right colour for their project, we have made our Oil Plus 2C available in a sample sachet. This way it is easy, fast and accessible to test Oil Plus 2C and our colours.



- › Prepare your wood sample identical to your real project (sanding, preparation, pre-treatment, ...).
- › Knead the contents of the sample well to divide the colour pigments.

TOOLS



White Wiping Rag

- Lint-free cotton cloths
- Ideal for wiping away excess product (Oil Plus 2C and Hybrid Wood Protector)

Immerse the cloths in water after use.

Standard Brush

- 100 mm wide
- Ideal for applying Rubio Mono-coat oil products (Oil Plus 2C and Hybrid Wood Protector)
- Ideal for applying Rubio Mono-coat water-based products (Sunprimer HWP, Pre-Aging and Precolor Easy)

Round pad beige

- Ideal for applying our oil-based products (Oil Plus 2C and Hybrid Wood Protector)
- Available in 2 different sizes:
 - Ø 150 mm (5.9 inch) - fits orbital hand sanders
 - Ø 406 mm (16 inch) - fits floor polishing machines

Immerse the pad in water after use.

Round pad red

- Ideal for applying Oil Plus 2C
- Especially suited for rough surfaces
- Available in 2 different sizes:
 - Ø 150 mm (5.9 inch) - fits orbital hand sanders
 - Ø 406 mm (16 inch) - fits floor polishing machines

Immerse the pad in water after use.



Round pad white

- Ideal for removing the excess of Rubio Monocoat oil products (Oil Plus 2C and Hybrid Wood Protector)
- Only for removing excess oil
- Available in 2 different sizes:
 - Ø 150 mm (5.9 inch) - fits orbital hand sanders
 - Ø 406 mm (16 inch) - fits floor polishing machines

Immerse the pad in water after use.

Scrubby Set beige

- Ideal for manually applying our oil-based products (Oil Plus 2C and Hybrid Wood Protector)
- Easy to use
- Ensures that the oil penetrates deeper into the wood (massaging effect)
- The set contains 5 Beige Pads and 1 Scrubby Holder

Scrubby beige


- Ideal for manually applying Rubio Monocoat oil products (Oil Plus 2C and Hybrid Wood Protector)
- Can also be used to apply Pre-Aging on furniture, stairs and worktops
- Easy to use
- Ensures that the oil penetrates deeper into the wood

Immerse the scrubby in water after use.

Scrubby red

- Ideal for manually applying Rubio Monocoat oil products (Oil Plus 2C)
- Can also be used to apply Precolor Easy on furniture, stairs and worktops
- Especially suited for rough surfaces
- Easy to use
- Ensures that the oil penetrates deeper into the wood

Immerse the scrubby in water after use.



Mouse Pad yellow

- Ideal for manually applying Rubio Monocoat oil products (Oil Plus 2C and Hybrid Wood Protector)
- Extremely suitable for smaller objects and corners
- Use with Mouse Pad Holder

Immerse the pad in water after use.

Mouse Pad green

- Ideal for manually applying Pre-color Easy and Pre-Aging
- Extremely suitable for smaller objects and corners
- Use with Mouse Pad Holder

Immerse the pad in water after use.

Mixing Cup 350/1800 ml

- Measuring cup to mix products (some of our products need to be combined with an Accelerator or Softener)
- Convenient measuring lines
- Re-usable cup
- Perfect for either smaller or larger projects

Spatula

- Ideal for manually applying Oil Plus 2C
- Very suitable for flat surfaces such as tables, counter tops, ...
- Stronger end result
- Lower consumption
- Easy to use



OIL PLUS 2C APPLICATION IN 3 SIMPLE STEPS

Preparation:


- › Sand the surface scratch-free. Finish with screening net 100 to 150 (depending on the sanding method used) for furniture, stairs & worktops or with screening net 100 for floors.
- › Vacuum thoroughly, eliminate remains of dust with Cleaner and wait until the surface is completely dry.
- › Stir the A component until a homogenous mixture is obtained.
- › Carefully mix the two components (1 to 2 minutes) with a ratio of appr. 3 units A to 1 unit B.



STEP 1

Furniture, stairs & worktops: Spread out a small quantity of Oil Plus 2C using a beige/red Scrubby pad or hand sander with a small beige 5.9 inch pad (you can also use the Mouse Pad for smaller objects and corners).

Floors: Work in zones of 5-10 m². Start each zone by treating the borders with a beige or red Scrubby pad. Then apply a small amount of Oil Plus 2C with a brush every 0.5 metres. Spread out per board in the direction of the wood using a polishing machine with a beige or red 16 inch pad.



STEP 2

Let absorb during a few minutes.



STEP 3

Remove all excess oil thoroughly:

Furniture stairs & worktops: Use a cloth or hand sander with a small white 5.9 inch pad and finish off with a cloth within max. 30 minutes.

Floors: Use a polishing machine with a white 16 inch Rubio Monocoat pad. After having finished all areas, go over them again with a new white Rubio Monocoat pad.

The surface should feel non-sticky! Submerge all used cloths in water.

SCAN TO WATCH A HOW TO VIDEO



WARNING SPONTANEOUS COMBUSTION

Linseed oil is a natural product and not subject to spontaneous combustion. However, oil on a cloth or other tools does entail a fire risk. The oxidation of the oil leads to heat accumulation, which can result in spontaneous combustion. **Therefore, the cloths and other tools must be soaked in water before disposal.**



Scrubby Set for applying all our oils manually.

Content
1 x pad holder
5 x beige pad



PREPARATION

A good preparation of the interior surface is crucial for an optimal finish.

Rubio Monocoat provides five products that can be used for this purpose. Our Woodfiller Quick can be used before sanding. After sanding, you can prepare your wood with one of the four other products.



Woodfiller Quick

QUICK-CURING PUTTY FOR PREPARING INTERIOR JOINERY AND WOODWORK

Woodfiller Quick is a one-component, shrinkproof putty in powder form for the preparation of indoor joinery. It guarantees fast curing and can be sanded very easily. It perfectly absorbs the colour of the pigment of the Rubio Monocoat oil.

Available in 3 shades: Light, Medium and Dark.

Application method	Filling knife
Drying time	Can be sanded after ± 2 hours
Cleaning of used materials	Water
Packaging	Sachet: 100 gr PVC-bucket: 0,5 kg PVC-bucket (MTO): 5 kg - 25 kg

Cleaner

CLEANER FOR UNTREATED WOOD

Cleaner is used after sanding and vacuuming the wood and guarantees a thorough cleaning of the surface before it is treated with Rubio Monocoat oil. This product removes even the smallest dust particles.

The Cleaner can also be used to clean the materials used after oiling, such as brushes, spatulas, etc.



Application method	Manual
Usage	1 Liter = 75 - 100 m ²
Drying time	15 - 60 minutes
Packaging	Bottle: 100 ml Can: 1 L - 5 L



! Deep Cleaner is a concentrate and must therefore be diluted with water before use (max. 5% Deep Cleaner to 95% water).

Deep Cleaner

INTENSE CLEANER FOR ALL TYPES OF SURFACES TREATED WITH OIL PLUS 2C

Deep Cleaner is a curative cleaner for dirty surfaces and a preparatory cleaner for all types of surfaces treated with Oil Plus 2C (flooring, tabletops, worktops, etc.).

Deep Cleaner removes dirt and greasy soap residue left on the surface.

Application method	Manual
Usage	1 Liter = 75 - 100 m ² *
Drying time	15 - 60 minutes
Packaging	Bottle: 100 ml Jerrycan: 1 L - 5 L



Tannin Primer

PREPARATORY TREATMENT TO AVOID SURFACE TANNIN MARKS

Tannin Primer is a preventive treatment for untreated tannic wood, suitable for internal use.

Tannin Primer prevents and delays the appearance of surface tannin marks. This product is ideal for use on parquet flooring, furniture and worktops in combination with Rubio Monocoat finishing oils. Tannin Primer is resin- and polymer-free, as a result of which the optimal molecular bonding of the Rubio Monocoat oils with the wood remains guaranteed.

Application method	Manual
Usage	± 50 gr/m ² *
Packaging	Bottle: 100 ml - 1 L Jerrycan: 5 L



WoodPrep

PREPARATION FOR INTENSER COLOURING AND BETTER PROTECTION

The WoodPrep will open up the pores of the wood fibres, giving you a deeper and more even colour. This preparatory cleaner also removes residues from sanding dust and minimises sanding errors.

The product is ideal for the preparation of wood and provides a deep, intense and even Oil Plus 2C colour.

Application method	Manual
Usage	Maximum 10 m ² /L *
Packaging	Bottle: 100 ml - 1 L Jerrycan: 5 L

* These usages are merely indicative. Results depend on wood type, sanding and method of preparation. It is always recommended to make a sample in order to calculate the exact usage.

PRE-TREATMENT OPTIONAL

A fumed or smoked look, a creative pre-colouring... Rubio Monocoat has developed a range of products for the pre-treatment of wood, that allows you to create personalised and unique effects. As Rubio Monocoat oil is always used for the finish, the molecular binding with the wood remains guaranteed.



Pre-Aging

A LOOK FROM THE PAST THANKS TO A PRODUCT FROM THE FUTURE

Would you like a fumed or smoked look for your interior wood? Then Pre-Aging offers the perfect solution. The non-reactive pre-colouring is available in 10 colours that also colour the hard parts of the wood and the sapwood and which can be mixed with each other.

In combination with the 40 colours of Oil Plus 2C, you will obtain not only optimum protection but also the desired colour.

In contrast to reactive pre-treatments, with the Pre-Aging you always get a stable colour and you are not bothered by a strong odour. The pre-colouring is suitable for vertical as well as horizontal application and can be used on almost all types of wood, even those without tannins.

Thanks to the Pre-Aging, your (new) floor will get a cosy, old look!

Application method	Manual / Industrial
Usage	1 Liter = 10 - 15 m ² *
Drying time	24 hours
Packaging	Bottle: 100 ml - 1 L Jerrycan: 5 L Jerrycan (MTO): 25 L

* These usages are merely indicative. Results depend on wood type, sanding and method of preparation. It is always recommended to make a sample in order to calculate the exact usage.


UNIQUE CHARACTERISTICS

- › Non-reactive water-based pre-treatment
- › Stable colour that can easily be reproduced
- › Excellent spot-resistance after treatment with Rubio Monocoat oil
- › Deep colouring with subtle accents
- › Applicable to virtually all wood types
- › Can be applied to all indoor wooden surfaces
- › PH-neutral product, as opposed to reactive pre-colours
- › Does not affect the quality of the finishing coat
- › Minimal odour
- › Also colours the hard parts of the wood and the sapwood
- › No overlaps
- › Colours can be mixed with each other

This product is a pre-treatment and does not protect the wood. **It has to be combined with Oil Plus 2C** for maximum protection.



FUMED LOOK ON OAK



FUMED INTENSE

FUMED LIGHT

The colours can be mixed to get the exact pre-aged tone the customer has in mind.

AUTHENTIC AMMONIA LOOK ON OAK



AUTHENTIC #1

AUTHENTIC #2

AUTHENTIC #3

AUTHENTIC #4

AUTHENTIC #5

AUTHENTIC #6

SMOKED LOOK ON OAK



SMOKE INTENSE

SMOKE LIGHT

The colours can be mixed to get the exact pre-aged tone the customer has in mind.

Colours shown only serve as an example. We recommend doing a test on identical sanded wood. Consult the technical data sheet before using our products.

PRE-TREATMENT OPTIONAL



De Vrije Schippers, Belgium
Precolor Easy and Oil Plus 2C,
colour Intense Black + Charcoal & Mahogany
on oak & larch



Precolor Easy

GET CREATIVE, STAY NATURAL, LOVE COLOURS

Would you like to give your interior wood a unique or intense colour or create a special contrast? Then Precolor Easy offers unlimited creative possibilities!

The pre-colour is available in 14 colours, which can also be mixed with one another. In combination with the no less than 40 colours of Oil Plus 2C you will obtain not only optimal protection but also a unique colour!

The pre-colour preserves the natural look & feel of the wood and is suitable for both vertical and horizontal application. In addition, the product is very environmentally friendly: the pre-treatment is water-based and contains 0% VOC (see page 9 for more information). Finally, the low consumption results in huge savings on packaging & transport.

Application method	Manual / Polishing machine
Usage	1 Liter = 15 - 20 m ² *
Drying time	12 hours
Packaging	Bottle: 100 ml Jerrycan: 1 L - 2,5 L - 5 L - MTO: 20 L

* These usages are merely indicative. Results depend on wood type, sanding and method of preparation. It is always recommended to make a sample in order to calculate the exact usage.

UNIQUE CHARACTERISTICS

- › 14 unique colours
- › Natural look and feel
- › Water-based
- › Ecological: 0% VOC
- › Ready to use
- › Suitable for almost all wood types indoor
- › Unlimited combinations possible: all colours can be mixed with one another



This product is a pre-treatment and does not protect the wood. **It has to be combined with Oil Plus 2C** for maximum protection.

COLOURS ON OAK



Colours shown only serve as an example. We recommend doing a test on identical sanded wood. Consult the technical data sheet before using our products.

CLEANING

Rubio Monocoat products ensure lasting protection and maintenance of your wood. To keep oiled surfaces in top condition, Rubio Monocoat also offers a wide range of maintenance products.



Universal Soap

SOAP FOR REGULARLY CLEANING ALL INTERIOR OILED WOODEN SURFACES

→ TO BE DILUTED WITH WATER

Universal Soap is a maintenance soap intended for the regular cleaning of oil finished, wooden surfaces. The soap thoroughly removes any dirt while maintaining the matte, natural look of the wood.

Universal Soap is very concentrated and hence very economical.

Application	Manual - Industrial
Usage	Max. 50 to 100ml/10L water
Packaging	Bottle: 100ml - 1L - 2L (MTO: 5 L)

Surface Care

READY-TO-USE SPRAY FOR REGULARLY CLEANING ALL INTERIOR OILED WOODEN SURFACES

→ DILUTED VERSION OF UNIVERSAL SOAP, READY TO USE

Surface Care is the handy, ready-to-use version of Universal Soap.

Surface Care is suitable for fast cleaning of small floor surfaces and local spots on wooden floors, coffee tables, counter tops,...

Application	Manual - Industrial
Packaging	Spray: 125 ml Ecospray: 750 ml Bottle (MTO): 5 L



- › Clean maximum once a week with Universal Soap or Surface Care. Cleaning too often or with too much Universal Soap or Surface Care may leave a thin layer on the surface, which dirt and dust may adhere to.
- › Do not leave any water on the surface, a damp-clean is sufficient. Do not walk on the floor until it is completely dry.
- › The best working method is with two buckets: one with the soap mixture and one with clean water to rinse the dirt out of the mop.

How do I clean my wooden surface for the 1st time after applying the oil?



Is permissible after a drying time of **48 hours**



Is permissible **5 days after application**

How do I continue to keep my wooden surface clean?



May be done frequently



Max. once a week

Legend



Clean dry
vacuum cleaner, microfiber pad, ...



Universal Soap or Surface Care



All Natural Wood Cleaner → → →

CLEANING

NEW!



All Natural Wood Cleaner

MICROBIOLOGICAL CLEANER FOR CLEANING WOODEN FLOORS

→ TO BE DILUTED WITH WATER

All Natural Wood Cleaner is a safe, durable and user-friendly cleaner for all oiled surfaces. Thanks to the microbiological characteristics and the active microorganisms, the product is self-cleaning and has a long-term after-effect. This guarantees less new soiling, which is also easier to remove during the next cleaning.

This product is suitable for cleaning floors and large surfaces.



Shelf life 24 months

Packaging **Bottle: 20 ml**
Dispenser: 300 ml

All Natural Wood Cleaner Spray

READY-TO-USE SPRAY FOR CLEANING SMALLER SURFACES

→ DILUTED VERSION OF ALL NATURAL WOOD CLEANER, READY TO USE

All Natural Wood Cleaner Spray is a ready-to-use, diluted version of the All Natural Wood Cleaner.

The product has all the same properties and is ideally suited for smaller surfaces such as furniture, tables, worktops and local spots.



Shelf life 24 months

Packaging **Spray: 125 ml**
Bottle: 500 ml

Does not build up a layer • Preserves matte, natural look of the wood • Highly concentrated and economical • Very ecological

AVAILABLE SCENTS → ALPINE MEADOW | NORDIC BREEZE | SAHARA NIGHTS

ALL NATURAL WOOD CLEANER APPLICATION



STEP 1

Vacuum the surface. Remove dust, sand, stones, ...

STEP 2

Pour 10 ml (5 pumps) of All Natural Wood Cleaner into a 5-8 L bucket with lukewarm water (max. 40°C).

STEP 3

Clean the surface with a mop or cloth. *Caution, do not leave water on the surface, it is sufficient to simply clean damp.*

STEP 4

Allow to dry. Do not walk on the floor until it is completely dry. Rinsing with clean water is not necessary.

SCAN TO WATCH A HOW TO VIDEO



ALL NATURAL WOOD CLEANER SPRAY APPLICATION



STEP 1

Make the surface dust-free.

STEP 2

Spray All Natural Wood Cleaner Spray onto the surface.

STEP 3

Rub dry with a mop or microfiber cloth.

STEP 4

Allow to dry. Rinsing with clean water is not necessary.

SCAN TO WATCH A HOW TO VIDEO



STAINS

Stubborn lime stains can be handled effectively with Limespot Remover, grease stains with Grease Remover and black/tannin stains with Tannin Remover.



Grease Remover

READY-TO-USE SPRAY FOR REMOVING GREASE STAINS

Grease stains, e.g. olive oil, frying oil, crisps, oil, etc.
Also: heel marks and floor polish

Application	Manual
Drying time	30 minutes
Packaging	Spray: 125 ml Ecospray: 500 ml



Limespot Remover

READY-TO-USE SPRAY FOR REMOVING LIME WATER STAINS

Lime stains and other alkaline stains, e.g. fertilizers, radiator water, etc.
Also: white rings, wine stains

Application	Manual
Drying time	30 minutes
Packaging	Spray: 125 ml Ecospray: 500 ml



Tannin Remover

READY-TO-USE SPRAY FOR REMOVING BLACK/TANNIN STAINS

Black/tannin stains e.g. urine, rust stains, rings/stains from cans, flower pots, etc.


- Also:
- After water damage on parquet
 - In case of efflorescence on exterior wood (on the bottom of gates, doors, on walls)

Application	Manual
Drying time	30 minutes
Packaging	Spray: 125 ml Ecospray: 500 ml Bottle: 1 L



- › After a treatment with Limespot Remover, Grease Remover or Tannin Remover, you may need to apply some oil in the original colour on the spot.
- › If the surface becomes too stain-sensitive, maintain with Oil Plus 2C (in the original colour applied) to repair both colour and protection.

HOW TO HANDLE STAINS?



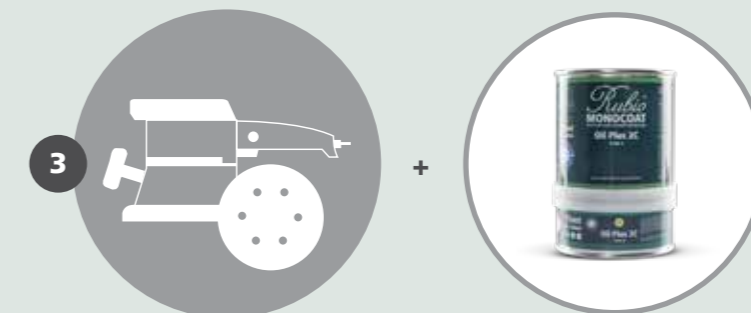
Universal Soap, Surface Care
or **All Natural Wood Cleaner**

If the stains have not disappeared,
proceed to step 2



SPECIFIC STAIN REMOVERS
calcareous water stains, grease stains
and black/tannin stains

If the stains have not disappeared,
proceed to step 3



Oil Plus 2C
Re-sand and oil locally

Legend



Universal Soap
or Surface Care



All Natural
Wood Cleaner



Stain Remover
Grease, Limespot, Tannin



Spot
sanding



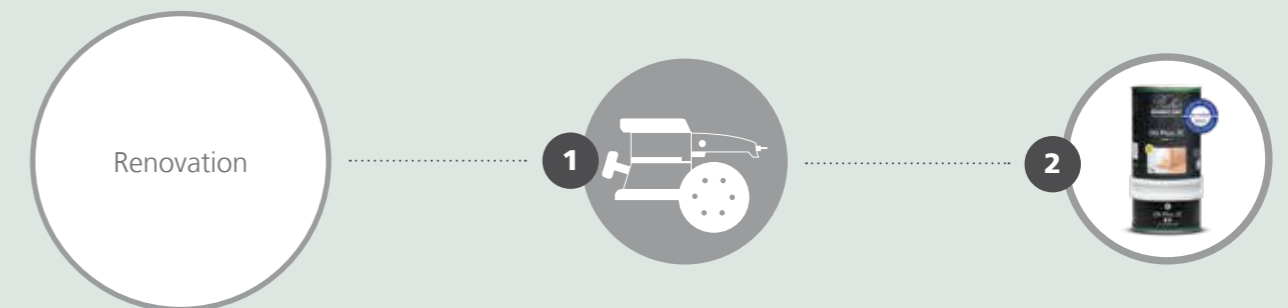
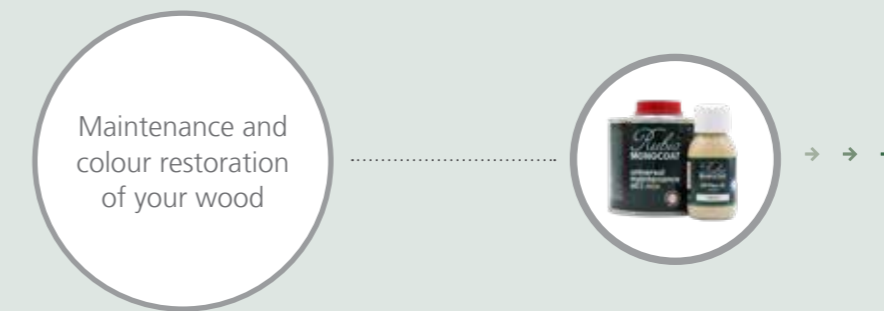
Oil Plus 2C

REFRESH & RENOVATE



Barber Shop, Ukraine

Product Cleaner, Oil Plus 2C, Refresh Eco
Colour Chocolate
Wood type East European Oak
Thanks to Woodstore Studio, Navid Omary



Refresh Eco

READY-TO-USE SPRAY FOR REFRESHING FURNITURE THAT LOOKS DRY AND WORN OUT

Refresh Eco is a ready-to-use sprayable product that refreshes and restores all wooden tables, worktops and furniture that have been treated with oil.

Depending on wear and tear, Refresh Eco can be applied several times a year at certain areas. This may be necessary if the surface feels dry.



Application method	Manual
Usage	1 Liter = ± 100 m ² *
Drying time	1 hour
Packaging	Spray: 125 ml Ecospray: 500 ml Bottle: 1 L

* These usages are merely indicative. Results depend on wood type, sanding and method of preparation. It is always recommended to make a sample in order to calculate the exact usage.



➤ Refresh Eco is not pigmented. To restore the colour, use Oil Plus 2C in the colour with which the surface area was treated.

Legend

Universal Soap or Surface Care
 Refresh Eco
 Universal Maintenance Oil
 Universal Maintenance Oil 2 Mix
 Sanding when necessary
 Oil Plus 2C

CARE



Universal Maintenance Oil

FOR A REFRESHING AND UNIQUE LOOK

Universal Maintenance Oil is a maintenance product to refresh wood that has been treated with Rubio Monocoat Oil, as well as to upgrade surfaces finished with other oils.

Universal Maintenance Oil is available in the following colours: Pure, White and Black. The colour can be selected to reflect the look of the surface which will be treated.

Application method	Manual / Polishing machine
Usage	0,5 Liter = 75 - 100 m ² *
Drying time	± 6 - 8 hours
Curing	48 hours
Packaging	Bottle: 20 ml - 100 ml Can: 500 ml - 2,5 L MTO Can: 5 L - 20 L

* These usages are merely indicative. Results depend on wood type, sanding and method of preparation. It is always recommended to make a sample in order to calculate the exact usage.



WARNING
SPONTANEOUS COMBUSTION

Linseed oil is a natural product and not subject to spontaneous combustion. However, oil on a cloth or other tools does entail a fire risk. The oxidation of the oil leads to heat accumulation, which can result in spontaneous combustion. **Therefore, the cloths and other tools must be soaked in water before disposal.**

What makes Universal Maintenance Oil so unique?

› Universal use

Universal Maintenance Oil can be used to maintain all oil finished surfaces. This oil can even be used to treat varnished surfaces which are starting to form micro-cracks.

› Extra protection

Universal Maintenance Oil will not only refresh a surface; it will also increase the surface's fluid-resistance. This makes the oil extremely suited for 'high traffic' zones which require extra protection, such as surfaces in public spaces, offices, restaurants, hotels etc.



› If the treated surface starts to show too much wear and tear or if the colour needs to be repaired, maintenance should be done with Oil Plus 2C. Make sure that you add Oil Plus 2C in its original colour.



Universal Maintenance Oil 2 Mix

YOUR WOOD DESERVES THE PERFECT MIX

Universal Maintenance Oil 2 Mix is used for refreshing and maintaining the protection of wood that was treated with Oil Plus 2C. Universal Maintenance Oil will increase the fluid resistance of the treated surface.

Like its partial namesake on the left, Universal Maintenance Oil 2 Mix contains 0% VOC, offers extra protection and can be used on all oiled wooden surfaces. The oil is extremely suited for "high traffic" zones.

Application method	Manual / Polishing machine
Usage	0,5 Liter = 75 - 100 m ² *
Drying time	± 6 - 8 hours
Curing	48 hours
Packaging	Can: 60 ml (+ 20 ml Oil Plus 2C) Can: 300 ml (+ 100 ml Oil Plus 2C)

* These usages are merely indicative. Results depend on wood type, sanding and method of preparation. It is always recommended to make a sample in order to calculate the exact usage.



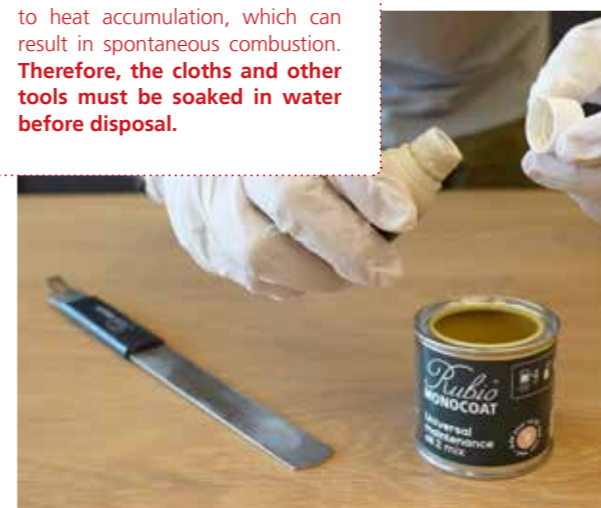
WARNING
SPONTANEOUS COMBUSTION

Linseed oil is a natural product and not subject to spontaneous combustion. However, oil on a cloth or other tools does entail a fire risk. The oxidation of the oil leads to heat accumulation, which can result in spontaneous combustion. **Therefore, the cloths and other tools must be soaked in water before disposal.**

Add Oil Plus 2C

The Universal Maintenance Oil 2 Mix **needs to be mixed with Oil Plus 2C component A** in the same colour with which the surface was once treated.

The correct ratio is 3 parts Universal Maintenance Oil to 1 part Oil Plus 2C (as provided in the packaging set).



› The product may not be diluted under any circumstances, unless with the indicated amount of Oil Plus 2C.
› Stir the product well before application.

FIRE-RETARDANT OIL SYSTEM FLOORING



FR Oil System FLOORING

ONE OF A KIND FIRE-RETARDANT OIL SYSTEM CLASS BFL-S1

FR Oil System protects and colours your wooden floors, while also providing a fire-retardant effect. The product is therefore perfect to protect wooden floors in public spaces, such as restaurants, offices, museums, ... The system consists of two products: it combines a pre-treatment (fire-retardant FR Base) and a protective finish (FR Oil 2C).

FR Oil System received the Flame-Retardant Certificate from WarringtonFire Gent. It is the first flame-retardant oil system in the world that can present a Bfl-s1 certification on oak (5 mm top layer). FR Oil System also obtained a Cfl-s1 certificate with a 2,5 mm oak top layer.



What makes this fire-retardant system so unique?

› **Oil, no film forming**

FR Oil System is based on our well-known molecular binding technology. This entails that the FR Oil 2C forms a molecular bond with the wood's surface microns. This results in a durable protection without a build-up of layers.

› **No salts**

Research has shown that the content of salts can seriously limit the efficacy of flame-retardant products. In contrast to many flame-retardant systems, FR Oil System does not contain any salts. This increases the durability of the system.

› **Limiting the development of smoke**

One of the focuses during the creation of the FR Oil System was the limitation of smoke development. Statistics have proven that smoke dramatically reduces the chances of saving people caught up in a fire situation. Our system's smoke production achieved an s1 classification for smoke formation. This is a clear indication that our system is also safer in this area.

UNIQUE CHARACTERISTICS

- › No build-up of layers, no saturation
- › No solvents or water, 0% VOC
- › Optimal performance: low consumption
- › Available in all standard interior Rubio Monocoat colours
- › Manual and industrial application
- › Recommended partner for the project market!

FR Oil System is a system, **neither product can be used alone**. If the oil is used alone, without the primer, the certificate does not apply.

Fire-retardant system - European classification for flooring in accordance with the standard EN 13501-1, EN ISO 11925-2 and EN ISO 9239-1

FR Base OBLIGATORY PRE-TREATMENT



Application method	Manual - Industrial - Polishing machine
Usage	In accordance with the standard 35 g/m ² ± 5 (= ca. 25 m ² /L) *
Drying time	± 12 hours
Cleaning of used materials	Cleaner
Packaging	Can: 1 L - 5 L

* These usages are merely indicative. Results depend on wood type, sanding and method of preparation. It is always recommended to make a sample in order to calculate the exact usage.

FR Oil 2C PROTECTION



Application method	Manual - Industrial - Polishing machine
Usage	In accordance with the standard 16 g/m ² ± 2 (= ca. 50 m ² /L) *
Drying time	± 24 hours
Curing	5 days
Cleaning of used materials	Cleaner
Packaging	Set A+B duo can: 350 ml - 1,3 L - 3,5 L

* These usages are merely indicative. Results depend on wood type, sanding and method of preparation. It is always recommended to make a sample in order to calculate the exact usage.



WARNING
SPONTANEOUS COMBUSTION

Linseed oil is a natural product and not subject to spontaneous combustion. However, oil on a cloth or other tools does entail a fire risk. The oxidation of the oil leads to heat accumulation, which can result in spontaneous combustion. **Therefore, the cloths and other tools must be soaked in water before disposal.**



› Given the specialised character of the FR Oil System, each project is supervised individually. For more advice, send an email to service@rubiomonocoat.com or call us: **+32 (0) 51 335 335**.

TRANSPARENT FINISH, DURABLE PROTECTION



Invisible Protector

PLANT-BASED PROTECTION THAT PRESERVES THE NATURAL LOOK OF WOOD

Invisible Protector is a wood protection that preserves the natural look and feel of the wood, including for darker wood types. The revolutionary product is based on a high-quality plant-based emulsion and gives the original surface a durable protection with an invisible finish. You can use Invisible Protector on almost all wood types.



Application method	Manual - Industrial
Usage	3 layer application 12 - 14,5 m ² per layer *
Drying time	16 - 24 hours (during the night)
Cleaning of used materials	Water
Packaging	Jerrycan: 500 ml - 1 L - 5 L Can (MTO): 20 L

* These usages are merely indicative. Results depend on wood type, sanding and method of preparation. It is always recommended to make a sample in order to calculate the exact usage.

UNIQUE CHARACTERISTICS

- › 100% invisible look
- › Based on a plant-based resin and water
- › 1 component
- › Low consumption: 12 - 14,5 m² per layer
- › Excellent wear and UV resistance (non-yellowing)
- › Superior resistance to burnishing/polishing (mar resistance)
- › Suitable for almost all indoor wooden surfaces including dark wood species
- › Easy to apply on brushed and sanded wood
- › Natural look and feel of wood are preserved
- › Transparent finish
- › Limited chance for overlaps or roller marks
- › Can be used on top of Pre-Aging without changing the colour
- › VOC 2010 compliant

Non-yellowing effect:

The product itself does not yellow, but does not stop the natural oxidation of the wood either. However, it does have an invisible effect on wood, thus avoiding the natural darkening of the wood which is typically the case with oil.



- › To achieve the best results, Invisible Protector must be applied immediately after sanding.
- › Cleaning & maintenance: do not clean with any water or Surface Cleaner for at least 5 days following application.
- › Invisible Protector is compatible with Pre-Aging and Cleaner.



Surface Cleaner

MULTIFUNCTIONAL CLEANER FOR VARNISHED SURFACES

Surface Cleaner is a multifunctional all-purpose cleaner for all wooden floors, furniture and worktops that have been varnished. An extension of this cleaner is that it is also suitable for synthetic floors like LVT, laminate, and ceramic. An additional plus is that when used in the kitchen, it will not damage the stove, wall tiles, glass of the microwave / oven etc.

Surface Cleaner Refill is the refillable product for Surface Cleaner, available in a 5 L jerrycan.

Application method	Manual
Packaging	Spray: 125 ml Ecospray: 750 ml Surface Cleaner Refill - Jerrycan: 5L



Üméa, Belgium

Product Invisible Protector

Wood type Oak

© MANNAX - Wood Solutions & Wendy Vandendriessche and Jürgen Steelandt (business owners Üméa)



Private home • Kessel-Lo, Belgium

Product Hybrid Wood Protector

Colour Charcoal

Wood type Thermowood

© Stijn Bollaert, Architect NU, Ghent



Exterior Protection

Your exterior wood can be protected in various ways. Rubio Monocoat offers the **Hybrid Wood Protector** for horizontal and vertical wood, in 20 colours. This high-quality oil protects and colours the exterior wood in one coat. For vertical wood you can also choose the **WoodCream**. This wax-based cream is easy to apply (in 1 or 2 layers), available in 27 colours and offers a water-repellent and self-cleaning effect.

Hybrid Wood Protector

The next generation of oils.

Colours & protects exterior wood in one single layer.



For finishing exterior walls, garden sheds and gates, wood is being used more and more, often combined with other materials. The wood can be protected in various ways, depending on the desired result.

Rubio Monocoat has had the Hybrid Wood Protector in its assortment with great success for years. It is a high-quality oil that protects and colours the exterior wood in one coat, and is available in 20 colours.

UNIQUE CHARACTERISTICS

1

- › Based on Rubio Monocoat technology, using integrated UV stabiliser
- › 0% VOC, contains no water or solvents
- › Available in 12 natural wood colours and 8 trendy pop colours

0% VOC



- › Universal: suitable for almost all types of wood
- › Easy to apply
- › Fast-drying (dry after 24 hours, completely cured after 7 days)



- › Economical: minimum consumption, 1-layer application



- › Not film-forming, does not flake off
- › Maintenance is done with the same product, no sanding required



Hybrid Wood Protector is available in 12 traditional colours and 8 trendy POP colours. The colours can also be mixed.

TRADITIONAL COLOURS
ON PINE



POP COLOURS
ON PINE



Colours shown only serve as an example. We recommend doing a test on identical sanded wood. Colour Pure doesn't contain any pigments, this gives a natural wet look to your wood. Consult the technical data sheet before using our products.



- › The pigment in the various Hybrid Wood Protector colours contributes to the protection of the wood from greying. **NOTE:** The colour PURE is not pigmented, however, which will cause the natural greying to occur faster.
- › It is not recommended to use light colours (White, Natural, ...) on horizontal surfaces and dark wood types. If you have a dark wood type, choose a dark colour (Look Ipé, Chocolate, ...).

PRODUCT INFORMATION



Drying time	24 hours
Curing time	7 days
Application Information	All vertical and horizontal surfaces outdoors (e.g. terraces, cladding, garden furniture, ...)
Usage	15-30 m ² /L *
Working temperature	10-30°C
Storage	The product can be stored up to 36 months in dry conditions and in its original packaging. Keep away from frost.
Cleaning	Earliest after 7 days: clean with Exterior Soap
Advantages	Protection against sun, rain, wind and wear and tear
Remarks	Brushes and tools can be cleaned after use with Cleaner
Packaging	Bottle: 20 ml - 100 ml - 500 ml Can: 1 L - 2,5 L Can (MTO): 5 L - 20 L

* These usages are merely indicative. Results depend on wood type, sanding and method of preparation. It is always recommended to make a sample in order to calculate the exact usage.

HYBRID WOOD PROTECTOR CERTIFICATES

See pages 10 & 11 for a full overview.

Private Pool Deck • Denmark
Product Hybrid Wood Protector
Colour Royal
Wood type Ipé



- › To further intensify the colouring, Hybrid Wood Protector can be combined with an optional pre-treatment with Sunprimer HWP. Please consult the technical data sheet for detailed instructions. Attention: this is only possible on vertical surfaces such as facades, windows and doors.

TOOLS



Brush Standard 60

This brush of 60 mm wide can be used to apply Rubio Monocoat oil products (Oil Plus 2C and Hybrid Wood Protector) but also for Rubio Monocoat water-based products (Sunprimer HWP, Pre-Aging and Precolor Easy).

- After the use of oil products, the brush can be cleaned with Cleaner.
- After the use of water-based products, it can be cleaned with just water.



Brush Standard 220

This brush of 220 mm wide can be used to apply Rubio Monocoat oil products (Oil Plus 2C and Hybrid Wood Protector) but also for Rubio Monocoat water-based products (Sunprimer HWP, Pre-Aging and Precolor Easy).

- After the use of oil products, the brush can be cleaned with Cleaner.
- After the use of water-based products, it can be cleaned with just water.



Extension Pole 180 cm

- Cleaning and application pole
- Compatible with the Brush Standard 220, frame for white roller and Microfiber Pad Holder.
- Makes it easier to apply Hybrid Wood Protector to large wooden surfaces.

Make sure you attach the pole firmly to the brush



Pad Beige 16"

- Ideal for applying our oil-based products (Oil Plus 2C and Hybrid Wood Protector)
- Available in 2 different sizes:
 - Ø 150 mm (5.9 inch) - fits orbital hand sanders
 - Ø 406 mm (16 inch) - fits floor polishing machines
- Easy to use
- Lets the oil penetrate deeper into the wood

Immerse the pad in water after use



White Wiping Rags 1kg

- Lint-free cotton cloths
- Ideal for wiping away excess product (Oil Plus 2C and Hybrid Wood Protector)

Immerse the cloths in water after use



Mixing Cup 350 ml / 1800 ml

- Measuring cup to mix products (some of our products need to be combined with an Accelerator or Softener)
- Convenient measuring lines
- Re-usable cup
- Perfect for smaller and bigger projects



WARNING SPONTANEOUS COMBUSTION

Linseed oil is a natural product and not subject to spontaneous combustion. However, oil on a cloth or other tools does entail a fire risk. The oxidation of the oil leads to heat accumulation, which can result in spontaneous combustion. **Therefore, the cloths and other tools must be soaked in water before disposal.**



Bucket 7L & 12L with set of Refills

- Bucket to mix products before application or when using an application brush (e.g. Brush Standard 220)
- Interior inlays to keep the bucket clean and easily re-usable:
 - Set of 3 Refills available for Bucket 7L
 - Set of 5 Refills available for Bucket 12L

HYBRID WOOD PROTECTOR APPLICATION IN 5 SIMPLE STEPS







Preparation:

- › Clean your wood (old & new):
 - Dampen the surface with water. Use a garden hose but never a high pressure cleaner.
 - Apply some undiluted Exterior Wood Cleaner. Use gloves, be careful that the product does not get in the eyes.
 - Scrub the treated area with a nylon scrubbing brush in the lengthwise direction of the wood until it is clean. This will cause the product to foam.
 - In case of persistent deposits, repeat the treatment if needed.
 - Rinse thoroughly with water until all the foam has disappeared and let dry.



- › Please note: if your wood has already been treated, the previous treatment must first be removed completely. No old oil or varnish residue may remain after sanding. Therefore, sand with e.g. screening net 40, screening net 80 and finally screening net 100.



STEP 1

Stir the Hybrid Wood Protector thoroughly until a homogenous mixture is obtained. For all surfaces except for claddings: carefully add 10% Accelerator - Component B to the oil (keep in mind that, once mixed, you have 4 to 6 hours to use the product).

STEP 2

2a. Apply a layer of Hybrid Wood Protector with a flat paint brush (for **claddings**) or a Standard Brush 60 (for **other wooden exterior objects** such as garden furniture, windows, doors).

2b. For **terraces**: work in zones of 5-10 m². Apply a small quantity of Hybrid Wood Protector with the Standard Brush 220 and then spread the oil in the direction of the wood with the Standard Brush 220 or with a polishing machine with a beige or red 16 inch Rubio Monocoat pad.

STEP 3

Leave the oil to react for 10 minutes. Then smooth the surface again with the same brush, terrace brush or beige pad (without applying new product).

STEP 4

After 5 minutes wipe off the surface with a lint-free cloth to remove all traces of excess oil.

STEP 5

Let dry for about 24 hours. Complete curing takes place after 7 days.

SCAN TO WATCH
A HOW TO VIDEO



INDUSTRIAL APPLICATION

- › Adding 10% Accelerator - Component B to the Hybrid Wood Protector is obligatory.



Terrace • Canadian Bay, Victoria, Australia

Product Hybrid Wood Protector

Colour Natural & Black

Wood type Black Butt and Charred Cypress

Thanks to Wolveridge Architects, Pope Constructions, Photography © Derek Swalwell

PREPARATION

Exterior wood is exposed to excessive dirt and deposits. It is crucial to thoroughly clean the surface before treating it with Rubio Monocoat oil.



Exterior Wood Cleaner

EFFICIENT CLEANER FOR EXTERIOR WOOD

Exterior Wood Cleaner is a preparatory cleaner for all types of exterior wood (wooden patios, fences, outside doors, carports, terraces, etc.) and composite. The product removes grey discoloration, green deposits and dirt.

It is suitable both to refresh your wooden surface after the winter and to prepare your wooden surface for a treatment with Rubio Monocoat oil. The product can therefore also be used as a stand-alone product when renovating.

New, aged and already treated wood should always be cleaned with Exterior Wood Cleaner before an oil application.

Application method	Nylon scrubbing brush
Drying time	± 30 minutes at a temperature of 20°C and proper ventilation
Usage	Manual: ± 15 m ² /L *
Packaging	Bottle: 100 ml Jerrycan: 1 L - 5 L

* These usages are merely indicative. Results depend on wood type, sanding and method of preparation. It is always recommended to make a sample in order to calculate the exact usage.

ADVANTAGES

› **New wood**

Grease that occurs naturally in certain types of wood is removed. The pores of the wood are opened up, which guarantees a better durability of the protection.

› **Greyish and previously treated wood**

A treatment with Exterior Wood Cleaner will degrease and restore the wood, allowing for an optimal colouration and smooth end result.

Extra convenient about this product? You immediately have a noticeable result!

PRE-TREATMENT OPTIONAL

In contemporary architecture, the outdoors becomes more important every year. With Hybrid Wood Protector (HWP), Rubio Monocoat contributes to that trend with a decorative and durable treatment for exterior wood. And to further intensify the colouring, we added Sunprimer HWP to the exterior range.



Sunprimer HWP

GIVES A MORE INTENSE COLOUR TO VERTICAL WOOD

Sunprimer HWP is a water-based primer which limits the effects of UV light and which can be used as an optional primer when applying a finishing coat of Hybrid Wood Protector on vertical exterior wood.

Sunprimer HWP - which is always applied in the same colour as the Hybrid Wood Protector - guarantees the deep penetration of colour pigments which results in an intense colour.

Application method	Manual / Polishing machine
Usage	1 Liter = 10 - 35 m ² *
Drying time	± 24 hours
Curing	± 3 days
Cleaning of used materials	Cleaner
Packaging	Bottle: 20 ml - 100 ml - 1 L Can: 5 L - 20 L

* These usages are merely indicative. Results depend on wood type, sanding and method of preparation. It is always recommended to make a sample in order to calculate the exact usage.

UNIQUE CHARACTERISTICS

- › Ready for use
- › Retains the natural look of the wood
- › Provides a deep and intense colour
- › Provides better cover and a more uniform effect
- › 20 unique colours
- › Only applicable on vertical wood

This product is a pre-treatment and **has to be combined** with our Hybrid Wood Protector.



- › Always clean the wood using Exterior Wood Cleaner before applying Sunprimer HWP. This will significantly increase the finish's durability.
- › Always use the same colour of Sunprimer HWP and Hybrid Wood Protector.

SUNPRIMER HWP COLOURS

ON PINE



Colours shown only serve as an example. We recommend doing a test on identical sanded wood. Consult the technical data sheet before using our products.



- › When using Sunprimer HWP, adding 10% Accelerator Component B to Hybrid Wood Protector is obligatory.
- › The pigment in the various Hybrid Wood Protector colours contributes to the protection of the wood from greying. PLEASE NOTE: The colour PURE is not pigmented, however, which will cause the natural greying to occur faster.

CLEANING

Rubio Monocoat products ensure lasting protection and maintenance of your exterior wood. To keep oiled surfaces in top condition, Rubio Monocoat also offers two efficient maintenance products.



Exterior Soap

ECOLOGICAL SOAP WITH CLEANING AND NOURISHING EFFECT

→ TO BE DILUTED WITH WATER

Exterior Soap is a dual phase soap with a cleaning and nourishing action. This product is used for the cleaning of external wooden surfaces (claddings, patios, large pieces of furniture ...) which have been treated with Hybrid Wood Protector.

Application method	Manual
Usage	1 Liter / 3 Liter water
Drying time	± 30 minutes
Cleaning of used materials	Water
Packaging	Bottle: 100 ml - 1 L Jerrycan: 5 L



Exterior Soap Ecospray

READY-TO-USE SPRAY OF OUR ECOLOGICAL SOAP WITH CLEANING AND NOURISHING EFFECT

→ DILUTED VERSION OF EXTERIOR SOAP, READY TO USE

Exterior Soap Ecospray is the handy, ready-to-use version of Exterior Soap. The ecospray is suitable for the cleaning of external wooden surfaces (furniture, local spots, ...) which have been treated with Hybrid Wood Protector.

Application method	Manual
Packaging	Ecospray: 500 ml

How do I keep my exterior wood clean?



Legend



Exterior Soap Ecospray




Exterior Soap

REFRESH & RENOVATE

Refreshing the colour and protection of wood treated with Hybrid Wood Protector is done with the same product, in the same colour you originally selected. You don't need to sand before applying it. Clean the surface you wish to freshen up using Exterior Wood Cleaner.

The frequency of maintenance of vertical wood can differ from project to project. Depending on the wood type, the colour of the oil and the location, maintenance will be required sooner for some than for others. Patios should have maintenance every year.



Nordic Terrace • South-Africa

Product Exterior Wood Cleaner, Hybrid Wood Protector

Colour Royal

Wood type Ash



Patios or vertical wood




WHEN?

Patios
Annually

Vertical wood

- First maintenance: generally after 1 year
- Further maintenance: every 3 to 5 years

Legend



Photography © Paul Ott, Architects Innocad Architektur ZT GmbH,
Hinterwirth Architekten ZT OG, Tischlerei Pachner, Austria
WoodCream, colour Misty Grey #3 on Siberian Larch.

WoodCream

Protecting the natural beauty
of exterior wood

**Wax-based cream that
protects and colours
vertical exterior wood.**

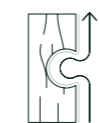


Outdoors, it's vital to treat wooden surfaces with the right product. After all, you want the wood to look good for a long time. WoodCream is based on hydrophobic technology especially developed for maximum wood protection. Its unique and active self-cleaning formula intensely nourishes the wood, preserves the breathable structure, and makes it water-repellent. And the beauty of it all: the wax cream comes in a wide range of colours and brushes smoothly. A joy to work with and a feast for the eyes!

UNIQUE CHARACTERISTICS



- › For vertical wood surfaces
- › Wax-based, hydrophobic cream
- › 0% VOC



- › Low environmental impact
- › Does not drip



- › Not film-forming, does not peel off
- › Water-repellent with pearl effect
 - Due to the pearl effect, the surface is self-cleaning



- › Penetrates deep into the substrate
- › Easy to apply on all vertical wooden surfaces

THE GREY COLLECTION
ON PINE



- › Create an instant aged look by adding WoodCream Softener to one of the colours from this Grey colour collection.
- › A transparent version (#0) is also available in order to create a **non-coloured** effect. Since this version has no UV filter, Transparent (#0) allows the wood to age naturally while still protecting the wood and making it water-repellent. Apply it undiluted.

THE TRADITIONAL COLLECTION
ON PINE



THE SCANDINAVIAN COLLECTION
ON PINE



Colours shown only serve as an example. We recommend doing a test on identical sanded wood. Consult the technical data sheet before using our products.

PRODUCT INFORMATION

WoodCream is a breathable hydrophobic wax-based cream that colours and protects wood and makes it water-repellent. The hydrophobic WoodCream technology combined with its unique cream structure offers important benefits both on product and application level. This moisture-regulating cream provides a water-repellent and self-cleaning wood protection. The long contact technology ensures a perfect absorption of the cream into the wood's pores, without covering them, thus ensuring the wood's natural moisture balance and structure.

Depending on the chosen colour, wood type and orientation of the vertical wood, the colour will last between 5 to 10 years. After about 5 years, the pearl effect (water-beading) will gradually diminish.


If you want to decrease the colour intensity of the existing WoodCream colours, you can dilute them with WoodCream Softener.

Application method	Manual - Industrial
Usage	12-20 m ² /L *
Drying time	Depending on the climatic conditions: ± 12 hours
Water resistance	± after 3 hours the pearl effect will appear
Cleaning of used materials	Water
Application Information	All vertical surfaces outdoors
Storage	The product can be stored up to 24 months. Store in dry conditions and in the original unopened packaging. Keep away from frost.
Advantages	Protection against sun, rain, wind and wear and tear
Packaging	Can: 30 ml - 1 L - 2,5 L - 5 L - (MTO) 20 L

* These usages are merely indicative. Results depend on wood type, sanding and method of preparation. It is always recommended to make a sample in order to calculate the exact usage.



- › The wood pores remain open; this allows the wood to breathe and guarantees an optimal moisture-regulation. WoodCream is water-repellent and self-cleaning, reducing the risk of micro-organism growth (algae, molds, fungi).




TOOLS



→ Perfect for corners



WoodCream Brush 2"



→ Perfect for larger surfaces; suitable for even and rough wood

WoodCream Brush 3"

WoodCream Brush 1"

The synthetic bristles of the WoodCream brush are very soft and fine, so they do not leave brush marks when applying the products. In addition, the product will not dry too quickly on these types of bristles so you have enough time to apply it.

Perfect for applying WoodCream and WoodCream Softener • Ensures an even application • Very durable: high quality and stainless steel (inox) • Perfect for processing water-based products • After use with WoodCream, you can simply rinse the brush with water



Block Brush 3x10

This block brush was developed especially for the WoodCream. It is very suitable for extra large surfaces thanks to its dimensions (3 cm thick x 10 cm wide).



Stirring Stick

The Rubio Monocoat stirring stick is perfect for stirring our products such as Oil Plus 2C, Hybrid Wood Protector and WoodCream. This way you ensure that the colour pigments are well mixed and that you get an equal result.

- Available in wood and metal (re-usable)



Can Opener

With our special can opener, you can easily open cans without damaging them.

- Does not damage cans and lids
- Made from stainless steel
- Can be hung on the can
- Can also be used as bottle opener



Pouring Spout

The pouring spout is a handy tool to work in a clean way with our Rubio Monocoat products. Not only can you keep your workplace spotless, you can also store your cans better after use.

- Re-usable
- User-friendly
- Allows better storage of your cans



Measuring Cup 350 ml

Measuring cup to mix products (some of our products need to be combined with an Accelerator or Softener)

- Convenient measuring lines
- Re-usable cup
- Perfect for smaller projects



Measuring Cup 1800 ml

Measuring cup to mix products (some of our products need to be combined with an Accelerator or Softener)

- Convenient measuring lines
- Re-usable cup
- Perfect for bigger projects

WOODCREAM APPLICATION IN 6 SIMPLE STEPS



1



2



3



4



5



6

STEP 1

Sand the surface scratch-free according to industry standards. Final sanding grit should be between 80-120.

STEP 2

Prepare the surface. Clean it with Exterior Wood Cleaner and a nylon scrubbing brush (wear gloves!). Use a mixture of 10% Exterior Wood Cleaner and 90% water. Rinse well with clean water afterwards and allow the surface to dry well.

STEP 3

Stir WoodCream well before applying it (undiluted).

STEP 4

Apply carefully and evenly to the vertical surface with a block brush suitable for water-beading products, in the lengthwise direction of the wood. Tip: we advise to keep a wet edge to avoid overlaps.

STEP 5

Work in zones of 3 to 4 boards in the direction of the wood fibre. Spread out the product in one go with the application brush and go over it several times.

STEP 6

Allow the surface to dry 12 hours.

SCAN TO WATCH A HOW TO VIDEO



CREATING AN AGED/TRANSPARENT EFFECT ON NEW WOOD WITH WOODCREAM SOFTENER

- Stir WoodCream well and dilute with WoodCream Softener at a ratio of 9 units WoodCream to 1 unit WoodCream Softener. You may adjust this ratio up to 1 unit WoodCream to 1 unit WoodCream Softener to achieve the desired result.



CREATING A NON-COLOURED EFFECT

- In order to create a non-coloured effect you can use the colour "Transparent #0" (undiluted) from the Grey Collection. While this version has no UV-filter it allows the wood to age naturally, but it still protects the wood and makes it water-repellent.
- With rough, absorbant or dry wood (<14% moisture content) we advise to dilute the product with WoodCream Softener (proportion: max 1:1)
- In general we recommend a yearly visual check-up just after winter season.

MAINTENANCE & COLOUR EFFECTS

WoodCream Softener is a ready-to-use product that allows you to decrease the colour intensity of the WoodCream colours and create a more transparent or aged effect. WoodCream Softener is also the ideal maintenance product for maintaining surfaces treated with WoodCream.



WoodCream Softener

ACCOMPANIES WOODCREAM FOR COLOUR EFFECTS AND MAINTENANCE

› For colour effects

WoodCream Softener can be used to create different colour effects. By adding the Softener you can decrease the colour intensity of the existing WoodCream colours to achieve a more transparent effect. WoodCream Softener also offers the solution for fans of an instant aged look: mix one of the colours from the Grey Collection with WoodCream Softener.

› For maintenance solutions

WoodCream Softener is the perfect WoodCream partner for maintenance solutions on wooden surfaces treated with WoodCream. This combination of WoodCream with WoodCream Softener is ideally applied after an annual visual check just after the winter season.

Application method	Manual
Cleaning of used materials	Water
Packaging	Bottle: 100 ml - 1 L Jerrycan: 5 L



WoodCream Softener must always be **used in combination with WoodCream**. Do not use WoodCream Softener on a standalone basis.



WARNING

Adding WoodCream Softener reduces the UV resistance of the product. This can cause premature discolouration. This discolouration effect depends on the amount of WoodCream Softener added.

UNIQUE CHARACTERISTICS

- › 0% VOC
- › Reduces the solid content without changing the viscosity
- › Elongation of the drying time
 - Easier to work with in hot conditions
 - Reduces the risk of overlaps
- › Easier spreadability on rough and absorbent substrate
- › Reduces layer build-up when renovating and refreshing WoodCream and when WoodCream is applied in 2 layers



- › Avoid direct sunlight on the surface.
- › In case of high temperatures (> 30°C) or when there is no shadow, we recommend diluting WoodCream with WoodCream Softener in order to make the product easier to apply and to allow it to dry less quickly.
- › On rough and very absorbent wood surfaces, we recommend diluting WoodCream with WoodCream Softener so you can easily apply WoodCream on the surface. For a more covering effect you can apply a second layer.

IS YOUR WOOD SUFFERING FROM DIRT AND GREEN DEPOSITS, FADING OF COLOURS OR DIMINISHING PEARL EFFECT?



1

Clean the wood

Use a mixture of 10% Exterior Wood Cleaner and 90% water (make sure the product does not get in the eyes). Clean the surface again with low pressure water and a soft brush; sanding is not necessary.

Consult the technical datasheet before use



2

Mix, stir and dilute

WoodCream with WoodCream Softener at a ratio of 9 units WoodCream to 1 unit WoodCream Softener (adjust ratio for the desired result to max 1:1)



3

Apply the mixture

Spread out the product in one go, carefully and evenly, in the direction of the wood fibre. Go over it several times. Work in zones of 3 to 4 boards. It's best to work wet-in-wet.

Legend



Exterior Wood Cleaner



WoodCream



WoodCream Softener



WoodCream Brush

GR	RENOVATION	MAINTENANCE / REFRESH	CLEANING	PROTECTION		PRE-TREATMENT	PREPARATION	SANDING	BEFORE SANDING	GR
INTERIOR							<p>UNIVERSAL</p>  <p>SPECIFIC</p> 	<p>SAND SCRATCH-FREE</p> <p>END WITH: P100 (FLOORS) P150 (FURNITURE)</p>		INTERIOR
	EXTERIOR				<p>VERTICAL</p>  <p>HORIZONTAL</p> 				<p>SAND SCRATCH-FREE</p> <p>END WITH: P80-P100</p>	<p>VERTICAL</p>  <p>HORIZONTAL</p> 
GR		RENOVATION	MAINTENANCE / REFRESH	CLEANING	PROTECTION		PRE-TREATMENT	PREPARATION	SANDING	BEFORE SANDING



SERVICE

Solutions from A to Z

The Rubio Monocoat product range offers **solutions from A to Z** when it comes to wood finishing. Our products can be used for interior and exterior wood, every wood type and all wood surfaces. Whether it's for a residential project or public spaces like restaurants, museums, government buildings, we can offer you the ideal product. Our goal is to protect the natural beauty of wood and increasing its lifespan

The **protective products** Oil Plus 2C, Hybrid Wood Protector and WoodCream can all be applied in one

single layer and maintain the natural look and feel of the wood. They can also be combined with a number of preparation, pre-treatment and maintenance products. In cooperation with our **technical service**, we offer industrial solutions as well.

Lastly, our **colour** range is endless: lots of standard colours, the possibility to mix colours with each other or with pre-treatments, custom colours, ...



Our **customer support team** is always ready to help you along. If you have any questions, you can contact them through:

→ service@rubiomonocoat.com

→ +32 51 335 335



SERVICE

Rubio Monocoat Academy

Our Academy is not only our own testing facility, it also welcomes wood professionals for educational workshops about our products. Here we offer experience and knowledge at the service of our customer.

RUBIO MONOCOAT ACADEMY – CUSTOMIZED TRAINING FOR CLIENTS

What exactly does 'sanding according to the rules' entail? Which pre-colouring provides the best result on a particular type of wood? What should you mainly take into account when you select a certain product? These questions and many others are answered in a clear manner during training by our specialists at the Rubio Monocoat Academy in our Belgian headquarters.

After a short theoretical part, you immediately start gaining practical knowledge. Depending on the professional area of the customer, this takes place in a hall where a full industrial set-up is found or at the site organized for manual applications. A combination of both is also possible!

CONTACT US

Interested in customized training for your sales people or customers?

Send an email to service@rubiomonocoat.com with your specific wishes.



TEST ENVIRONMENT – WE ARE SURE OF WHAT WE PROMISE

Our products are distributed to customers only after a thorough testing phase in our lab and in practice halls. In this environment our specialists test the various application methods, measure the consumption and monitor the drying times. After drying, the test boards are still not spared. They still have to be tested on their resistance to liquids and scratches. All this with one objective in mind: to guarantee that a Rubio Monocoat product actually lives up to what we promise.



SERVICE Customer Reviews

Curious to know what our customers think about us? Don't just want to take our word for it? Or just interested to see the results? Then let's see why these customers chose to use Rubio Monocoat:



© JKInterieurbouw

"Rubio monocoat is really a top product, since it is easy to process, 100% waterproof after one layer and since it covers well so that you can see where you left off, which guarantees quality."

• Designer Johan Romijn / Johan Kroon, executed by JKInterieurbouw, Photography © Ferdi Louwerse

Oil Plus 2C - Silver Grey



© KEPER Architecten

"We have introduced Rubio Monocoat several times to our customers that wish to contribute in the construction process. It's an easy to apply, easy to maintain and eco-friendly product, which means that we can confidently propose clients to do this themselves. Thanks to the extensive color palette, it also offers more options in the design and finishing phase without losing the natural look and feel of the wood."

• Kevin Collins, KEPER Architecten

Hybrid Wood Protector - Charcoal



© Nick James Design

"I love the fact that Rubio Monocoat is environmentally friendly with its 0% VOC oils. It's very easy to apply and exceptionally versatile. The range of colours means I'm never short of creative possibilities, and their oils compliment my work beautifully. The environmental credentials of the company align with the values of my business; Rubio Monocoat are the future of wood protection."

• Nick James

Oil Plus 2C - Pure

One of our goals is to give back to society. We launched a call to our employees, looking for a charity that we fully believe in and can support on the long term. After researching and talking to several organisations, we chose to partner up with **Aynimundo**. This Peruvian organization supports local communities in Lima with a focus on **education and urban development**.



HUMANITARIAN ASPECT

Aynimundo helps children and young people with disabilities to integrate in society, including their families and wider social contexts. Children and youngsters with physical and/or non-physical disabilities, like autism or Down syndrome, are supported to develop their own unique talents. Aynimundo also helps them break down social barriers which allows them to **participate in school activities** and later on **in a formal work environment**. Teachers are trained to look at them in a different way as unique and complete social beings. Once school is completed, Aynimundo establishes contact with companies that have a genuine interest in economic inclusion. Together with those companies, they train and assist them so they can **function optimally with their developed talents**, just like all other employees, and thus participate in economic life. In this way, **discrimination and social exclusion**, and therefore often **poverty**, are effectively tackled.

ARCHITECTURAL ASPECT

Aynimundo also **builds safe places for young children in the poorest neighbourhoods** of southern Lima. Alternative **organic and ecological solutions** are introduced and implemented. Introducing and presenting **non-toxic and reusable materials** like Rubio Monocoat is a logical answer to the many environmental problems there. And especially the POP and trendy colours are extra welcome for children - and adults - in a big city like Lima.





The Power of One

Rubio[®] **MONOCOAT** The Power of One

Welcome to the
Rubio Monocoat Family

Over 82 countries,
+80.000.000 m² treated wood per year



Cover image: Private home, Oil Plus 2C, colour Natural on American White Oak

Rubio Monocoat Head Office • Roeselaarsestraat 535, 8870 Izegem (Belgium)
Tel. +32 (0)51 30 80 54 • service@rubiomonocoat.com • www.rubiomonocoat.com

© 2023 BV Muylle Facon SRL, Izegem (Belgium)